



### District Report Card: 2017


<b>State:</b> Tripura	<b>District:</b> North Tripura
<b>Class:</b> 3	<b>Subject:</b> Language
<b>Schools:</b> 55	<b>Students:</b> 469


### Participation/Coverage


#### Students

<div>GENDER</div> <div></div>	Boys		Girls	
	Number	%	Number	%
	245	52.24	224	47.76

<div>AREA</div> <div></div>	Rural		Urban	
	Number	%	Number	%
	426	90.83	43	9.17

<div>CATEGORY</div> <div></div>	SC		ST		OBC		GEN	
	Number	%	Number	%	Number	%	Number	%
	106	22.60	49	10.45	127	27.08	187	39.87

<div>CWSN</div> <div></div>	LD	VI	HI	S&LD	ID	Oth
	1	0	0	1	0	0

<div>Management</div> <div></div>	Government		Government-aided	
	Number	%	Number	%
	469	100.00	0	0.00

### Average Performance of Students in Language (%)

Overall	Gender		Area		Management		Social Group			
	Male	Female	Rural	Urban	Govt.	Aided	SC	ST	OBC	GEN
66.08	66.48	65.65	65.60	70.85	66.08	0.00	64.21	68.16	67.14	65.88

## Performance on Learning Outcomes (LOs)

Learning Outcomes	Description	Average Performance(%)
L304	Reads small texts with comprehension i.e., identifies main ideas, details, sequence and draws conclusions	68.44
L312	Reads printed scripts on the classroom walls: poems, posters, charts etc.	61.36

Range of Performance of Students who Answered Correctly							
Below 30%		30% - 50%		50% - 75%		Above 75%	
Number	%	Number	%	Number	%	Number	%
51	10.87	75	15.99	144	30.70	199	42.43

## Lowest Performing Learning Outcomes (LOs)

1 - Reads printed scripts on the classroom walls: poems, posters, charts etc. (61.36)

2 - Reads small texts with comprehension i.e., identifies main ideas, details, sequence and draws conclusions (68.44)